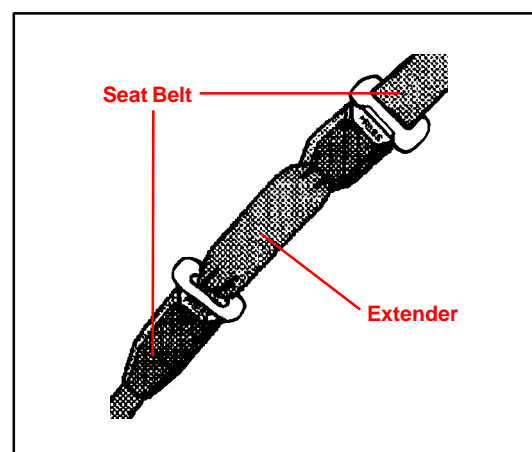


Introduction Toyota customers who find it necessary to increase the length of their seat belts may obtain Seat Belt Extenders at **no cost** through their local Toyota dealer.

- The extender is available in 6 inch, 9 inch, 12 inch, 15 inch and 18 inch lengths.
- The extender is available **only in black**.
- Owners are informed of the seat belt extender availability through the Toyota Owner's Manual included in each vehicle.



The customer (*individual requiring the extender*) must visit a Toyota dealership to have the required measurements made and to complete the seat belt extender worksheet. The worksheet will allow the proper fitting and selection of a seat belt extender for the customer. The dealership personnel should then determine the applicable part number and place a **Critical Order** through the **TDN Parts Network**.

The dealership service department should complete the affixed Seat Belt Extender Label and review the "owner instruction sheet" with the customer. The dealership should give a copy of the completed worksheet to the customer and keep the original in the customer's file.

To assure utmost owner satisfaction, it is recommended that a dealership designate one person to coordinate all activities related to the seat belt extender issue.

From past sales history, it is recommended that dealerships **do not stock** Seat belt extenders due to low demand and the need for customer fitting.

This bulletin contains the following information:

Procedure and Sample Label.....	Page 2
Application Charts	Page 3–4
Part Number Information.....	Page 5
Owner Instructions.....	Page 6
Seat Belt Extender Worksheet.....	Page 7

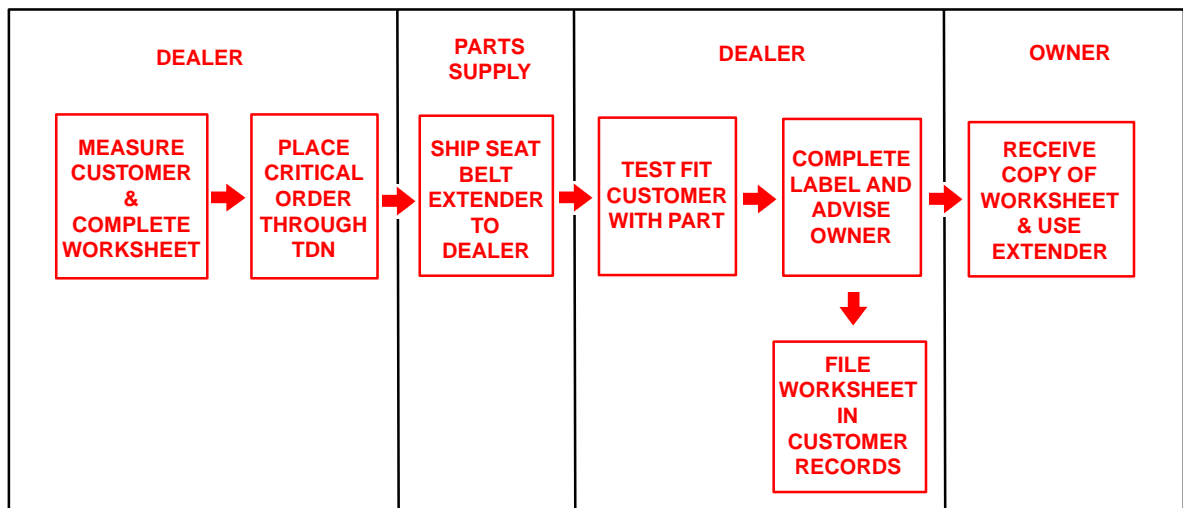
**Applicable
Vehicles**

- All **Toyota** models, **1998** through **2000** model years.

**Warranty
Information**

OP CODE	DESCRIPTION	TIME	OPN	T1	T2
N/A	Not Applicable to Warranty	–	–	–	–

- Procedure**
1. Owner requests a seat belt extender from dealer.
 2. Dealer verifies the need for a seat belt extender and obtains a current copy of this TSB and copies the worksheet.
 3. Dealer measures the customer and completes the worksheet. Dealer determines the correct part number and places a Critical Order for the part through the TDN Parts Network.
 4. Dealer receives seat belt extender and calls the customer in to check fit of the part.
 5. If the seat belt extender fit is good, dealership personnel completes the customer information label on the part, explains usage of the part, and gives the customer a copy of the completed worksheet.
 6. Dealer places a copy of the completed worksheet in the customer's records.



Sample Seat
Belt Extender
Customer
Information
Label

CAUTION	
THIS SEAT BELT EXTENDER IS TO BE USED ONLY BY: _____	
ON VEHICLE: _____	
VIN: _____	
SEATING POSITION: _____	
USE BY OTHERS, OR IN ANOTHER SEATING POSITION, OR IN ANOTHER VEHICLE COULD REDUCE SEAT BELT RESTRAINT IN AN ACCIDENT AND RESULT IN PERSONAL INJURY.	

**Front Seat Belt
Extender
Applications**

FRONT SEAT – EXTENDER APPLICATION				
MODEL	TYPE	'00	'99	'98
RAV4	—	R-5	R-5	R-5
RAV4 EV	—	R-5	R-5	R-5
TERCEL	RH	—	R-5	R-5
	LH			
PASEO	COUPE (RH)	—	R-5	R-5
	COUPE (LH)			
	CONVERTIBLE	—	N-6	N-6
ECHO	—	K-5	—	—
COROLLA	TMMC PRODUCTION	Q-4	Q-4	Q-4
	NUMMI PRODUCTION			
MR2	—	N-6	—	—
CELICA	LIFTBACK & COUPE	N-6	N-6	N-6
	CONVERTIBLE	—		
CAMRY	TMC PRODUCTION	Q-4	Q-4	Q-4
	TMMK PRODUCTION			
CAMRY SOLARA	COUPE	Q-4	Q-4	—
	COVERTIBLE	Q-4	—	—
SUPRA	—	—	—	R-3
AVALON *1	—	T-1	Q-2	Q-2
SIENNA	—	Q-4	Q-4	Q-4
TACOMA *1	—	S-1	S-1	S-1
4RUNNER	—	K-5	K-5	K-5
LAND CRUISER	—	K-5	K-5	K-5
T100 *1	—	—	—	R-5
TUNDRA *1	—	Q-4	—	—

*1 The extender must not be used for the center seat belt of Avalon, Tacoma, T100 and Tundra which have bench seats.

Rear Seat Belt
Extender
Applications

REAR SEAT – EXTENDER APPLICATION				
MODEL	TYPE	'01	'00	'99
RAV4	W/TOKAI RIKA	R-5 ^{*1}	R-5 ^{*1}	R-5 ^{*1}
	W/QSS	Q-4 ^{*2}	Q-4 ^{*2}	Q-4 ^{*2}
RAV4 EV	—	Q-4	Q-4	Q-4
TERCEL	W/TOKAI RIKA	—	R-5 ^{*1}	R-5 ^{*1}
	W/QSS	—	Q-4 ^{*2}	Q-4 ^{*2}
PASEO	COUPE	—	R-5	R-5
	CONVERTIBLE (RH)	—	N-3	N-1 ^{*3} , N-3 ^{*4}
	CONVERTIBLE (LH)	—	N-6	N-5 ^{*3} , N-6 ^{*4}
ECHO	—	R-5	—	—
COROLLA	TMMC PRODUCTION	Q-4	Q-4	Q-4
	NUMMI PRODUCTION	T-1	T-1	T-1
CELICA	LIFTBACK & COUPE	N-6	N-6	N-6
	CONVERTIBLE (RH)	—	N-1	N-1
	CONVERTIBLE (LH)	—	N-5	N-5
CAMRY	TMC PRODUCTION	Q-4	Q-4	Q-4
	TMMK PRODUCTION			
CAMRY SOLARA	COUPE	Q-4	Q-4	—
	CONVERTIBLE	Q-4	—	—
SUPRA	—	—	—	R-3
AVALON	—	T-1	Q-2	Q-2
SIENNA	—	Q-4	Q-4	Q-4
TACOMA	XTRACAB	A-2	A-2	A-2
4RUNNER	—	R-5	R-5	R-5
LAND CRUISER	—	K-5	K-5	K-5
T100	XTRACAB	—	—	K-4
TUNDRA	ACCESS CAB	Q-4	—	—

*1 This seat belt was supplied by TOKAI RIKA.
Make sure that the I/D mark on the back side of
the seat belt buckle is the same as shown.



*2 This seat belt was supplied by QSS. Make sure
that the I/D mark on the back side of the seat belt
buckle is the same as shown.



*3 N-1 and N-5 are applied to PASEO convertible from September 1997 to November 1997 production.

*4 N-3 and N-6 are applied to PASEO convertible from December 1997 production.

**Parts
Information**

SERIES	PART NUMBER PREFIX: 73399-				
	LENGTH				
	6 INCH	9 INCH	12 INCH	15 INCH	18 INCH
R-1	-12010	-12020	-12030	-12040	-12050
R-2	-12160	-12170	-12180	-12190	-12200
R-3	-50010	-50020	-50030	-50040	-50050
R-4	-16010	-16020	-16030	-16040	-16050
R-5	-16060	-16070	-16080	-16090	-16100
N-1	-12060	-12070	-12080	-12090	-12100
N-3	-20011	-20021	-20031	-20041	-20051
N-4	-20060	-20070	-20080	-20090	-20100
N-5	-20110	-20120	-20130	-20140	-20150
N-6	-20160	-20170	-20180	-20190	-20200
K-1	-12110	-12120	-12130	-12140	-12150
K-2	-22010	-22020	-22030	-22040	-22050
K-3	-22060	-22070	-22080	-22090	-22100
K-4	-33010	-33020	-33030	-33040	-33050
K-5	-35010	-35020	-35030	-35040	-35050
A-1	-02010	-02020	-02030	-02040	-020050
A-2	-01060 ^{*1}	-01070	-01080	-01090	-01100
Q-1	-02060	-02070	-02080	-02090	-02100
Q-2	-06010	-06020	-06030	-06040	-06050
Q-3	-06060	-06070	-06080	-06090	-06100
Q-4	-0W010	-0W020	-0W030	-0W040	-0W050
S-1	-04010	-04020	-04030	-04040	-04050
T-1	-01110	-01120	-01130	-01140	-01150

*1 Length: 7 1/4"

**Owner
Instructions**

Failure to follow the recommendations indicated below could result in less effectiveness of the seat belt restraint system in case of vehicle collision, causing personal injury.

The Seat Belt Extender must not be used:

- A. By anyone other than for whom it was provided (name recorded on seat belt extender).
- B. In any vehicle and/or seat position other than the one for which it was provided.
- C. When the Seat Belt Extender is provided for rear seat positions (with automatic locking retractor), make sure the retractor is locked when in use.

If your seat belt cannot be fastened securely because it is not long enough, a personalized seat belt extender is available from your Toyota dealer free of charge.

Please contact your local Toyota dealer so that the dealer can order the proper required length for the extender. Bring the heaviest coat you expect to wear for proper measurement and selection of length. Additional ordering information is available at your Toyota dealer.

CAUTION:

When using the seat belt extender, observe the following. Failure to follow these instructions could result in less effectiveness of the seat belt restraint system in case of vehicle accident, increasing the chance of personal injury.

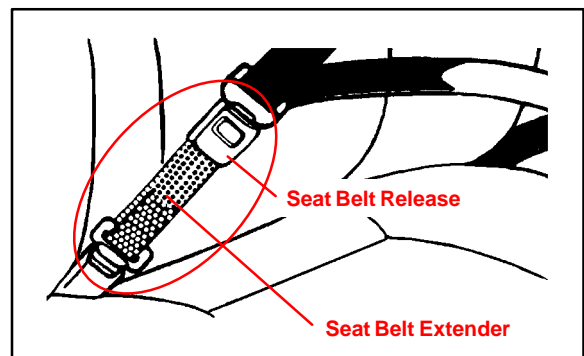
- Never use the Seat Belt Extender if you can **COMFORTABLY** fasten the seat belt without it.
- The Seat Belt Extender must never be used with any child safety seats.
- Remember that the extender provided for you may not be safe when used on a different vehicle, or for another person or at a different seating position than the one originally intended for.

To connect the extender to the seat belt, insert the tab into the seat belt buckle so that the “PRESS” signs on the buckle–release buttons of the extender and the seat belt are both facing outward as shown.

You will hear a click when the tab locks into the buckle.

When releasing the seat belt, press on the buckle–release button on the extender, not on the seat belt. This helps prevent damage to the vehicle interior and extender itself.

When not in use, remove the extender and store in the vehicle for future use.



SEAT BELT EXTENDER WORKSHEET

PLEASE COPY THIS ORIGINAL WORKSHEET FOR EACH EXTENDER NEEDED

CAUTIONS:

- To minimize the chance and/or severity of injury in an accident, the seat belt extender must only be used:
 - 1 By the person for whom it was provided
 - 2 In the seat position for which it was provided
- The seat belt extender must never be used with any child safety seats.
- When the seat belt extender is provided for rear seat positions (with automatic locking retractor), make sure the retractor is locked when extender belt is in use.

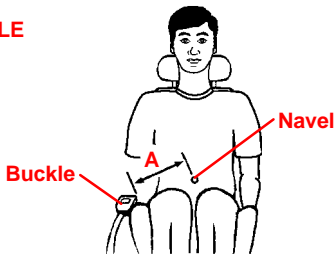
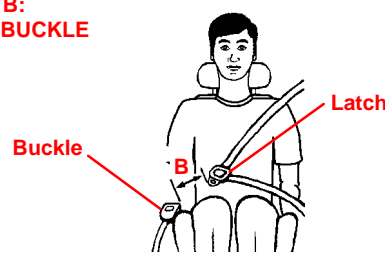
DEALER			SEAT BELT EXTENDER APPLICATION		APPLICANT	
DEALER CODE	DEALER NAME		APPLICANT NAME			
ADDRESS			ADDRESS			
CITY & STATE		ZIP	CITY & STATE		ZIP	PHONE
EMPLOYEE NAME	MODEL YEAR	BODY TYPE	SEATING POSITION	VEHICLE IDENTIFICATION NUMBER		

DIRECTIONS FOR DETERMINING PROPER EXTENDER LENGTH

1. Place the seat in the position the applicant normally uses
2. With applicant in the seat, wearing thickest coat expected to be worn, pull belt all the way out and try to buckle belt
 - If the belt latches into buckle and feels comfortable against upper chest area, an extender is not needed.
 - If belt does not buckle continue with step 3
 - If buckle latches but belt has no slack remaining, continue with step 3
3. Measure distance between applicant's navel and seat belt buckle (dimension A) and enter on worksheet
4. With belt all the way out, measure distance between latch tip and buckle tip (dimension B) and enter on worksheet

NOTE: If belt latches but there is no slack enter zero as dimension B
5. Subtract dimension B from dimension A and record number in check number box on worksheet
6. Seat belt extender length is dimension B rounded up to next extender length (without exceeding check number)

NOTE: If extender length exceeds check number, an extender can not be provided to the customer

Dimension A: NAVEL TO BUCKLE 	Dimension B: LATCH TO BUCKLE 
---	---

SEAT BELT EXTENDER CALCULATION		
DIMENSION A:	DIMENSION B:	CHECK NUMBER:

SEAT BELT EXTENDER AUTHORIZATION	
<ul style="list-style-type: none"> The same seat belt extender can be used for right and left seating applications. Each seat belt extender will have a label identifying the owner, VIN and seating position. Seat belt extenders are available only in black. 	
Applicant's Signature: _____ (Actual user of seat belt extender)	Date: _____