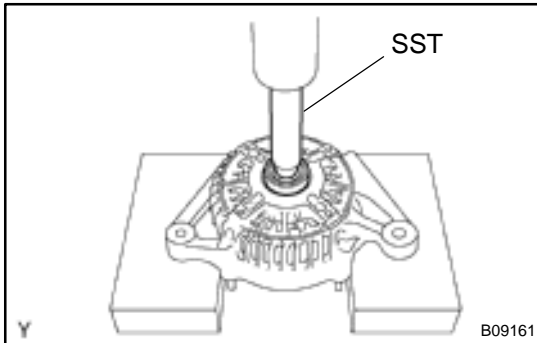


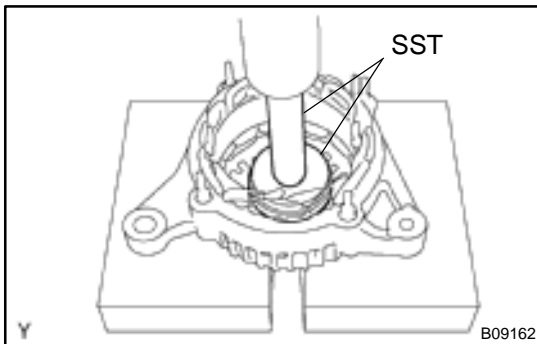
## REPLACEMENT

### 1. REPLACE FRONT BEARING

- (a) Remove the 4 screws, bearing retainer and bearing.



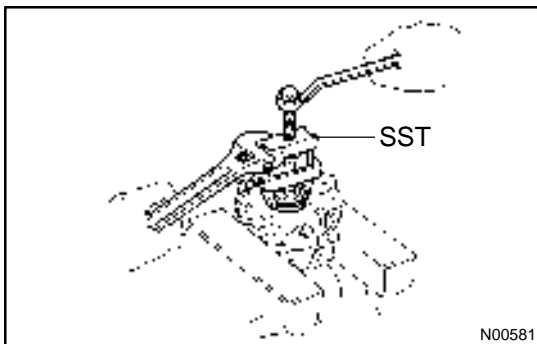
- (b) Using SST and a press, press out the bearing.  
SST 09950-60010 (09951-00350), 09950-70010 (09951-07100)



- (c) Using SST and a press, press in a new bearing.  
SST 09950-60010 (09951-00530), 09950-70010 (09951-07100)

- (d) Install the bearing retainer with the 4 screws.

**Torque: 3.0 N·m (31 kgf·cm, 27 in.-lbf)**



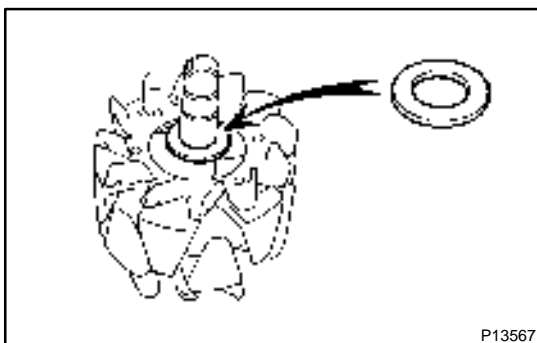
### 2. REPLACE REAR BEARING

- (a) Using SST, remove the bearing cover (outside) and bearing.

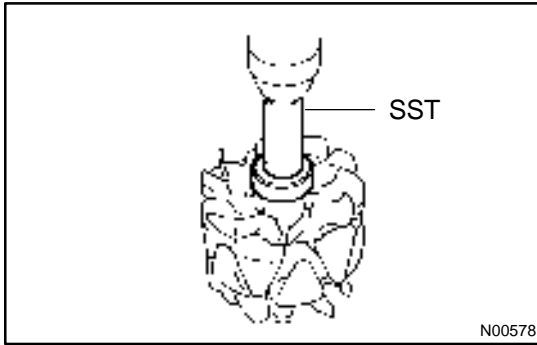
SST 09820-00021

#### NOTICE:

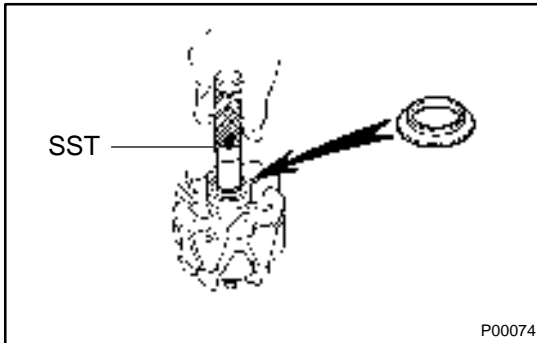
**Be careful not to damage the fan.**



- (b) Remove the bearing cover (inside).  
(c) Place the bearing cover (inside) on the rotor.



- (d) Using SST and a press, press in a new bearing.  
SST 09820-00030



- (e) Using SST, push in the bearing cover (outside).  
SST 09285-76010